



Fund Update

for the period ended 30 September 2021

This fund update was first made publicly available on 16 December 2021

What is the purpose of this update?

This document tells you how the AMP Capital International Shares (Growth) has performed and what fees were charged. The document will help you to compare the fund with other funds. AMP Wealth Management New Zealand Limited prepared this update in accordance with the Financial Markets Conduct Act 2013. This information is not audited and may be updated.

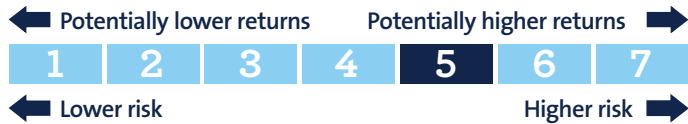
Description of this fund

This is a single sector fund which aims to provide investors with exposure to a selection of international company securities (which may include the NZ stock exchange for this fund) in a relatively unconstrained, concentrated growth biased equity fund through a bottom-up fundamental approach.

Total value of the fund	\$7,851,874
Number of investors in the fund	356
The date the fund started	1 March 2000

What are the risks of investing?

Risk indicator for the AMP Capital International Shares (Growth):



The risk indicator is rated from 1 (low) to 7 (high). The rating reflects how much the value of the fund's assets goes up and down. A higher risk generally means higher potential returns over time, but more ups and downs along the way.

To help you clarify your own attitude to risk, you can seek financial advice or work out your risk profile at sorted.org.nz/tools/investor-kickstarter.

Note that even the lowest category does not mean a risk-free investment, and there are other risks that are not captured by this rating.

This risk indicator is not a guarantee of a fund's future performance. The risk indicator is based on the returns data for the past 5 years. While risk indicators are usually relatively stable, they do shift from time to time. The risk indicator will continue to be updated in future fund updates.

Specific risk

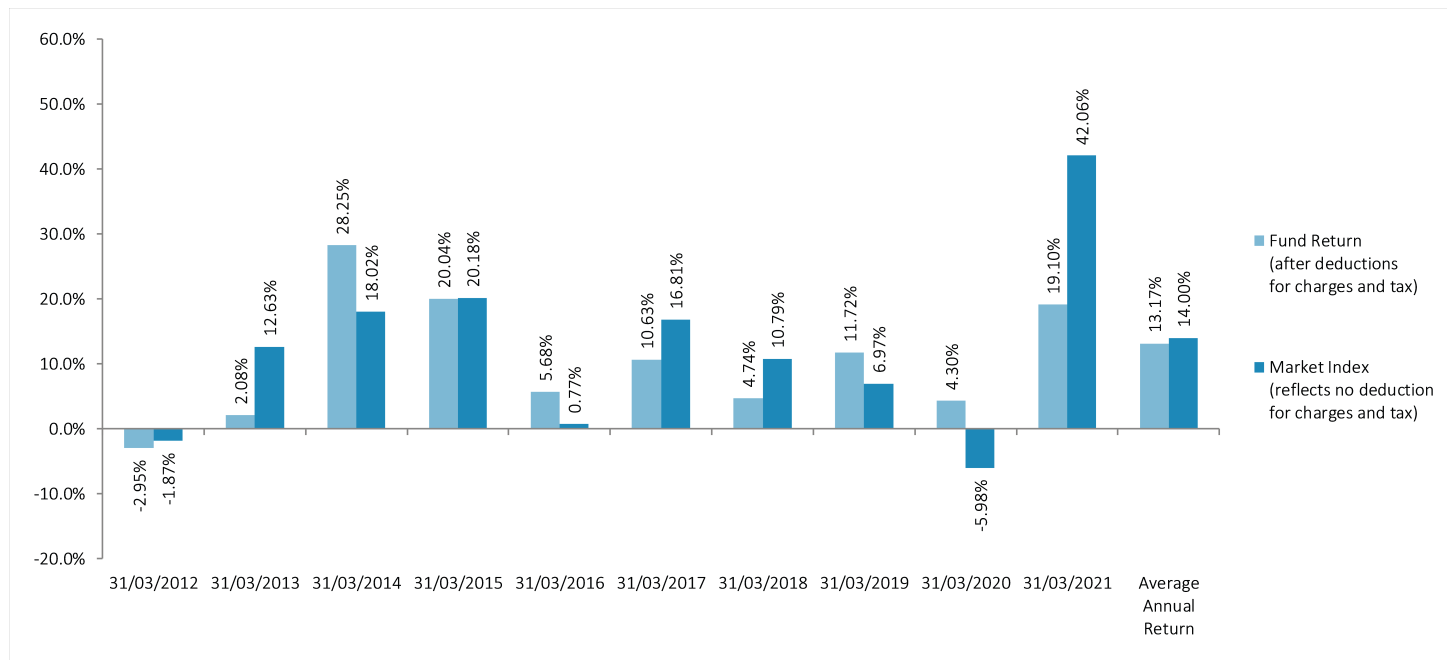
In addition to the general investment risks, you should be aware this fund is concentrated in a particular asset class and not diversified across multiple asset classes. At any given point, market conditions that cause one asset class to perform well may cause another asset class to perform poorly. This could result in negative or lower than expected returns compared to a fund which is diversified across multiple asset classes.

How has the fund performed?

	Average over past 5 years ¹	Past year ¹
Annual return (after deductions for charges and tax)	12.24%	8.60%
Annual return (after deductions for charges but before tax)	12.47%	9.83%
Market index annual return (reflects no deduction for charges and tax)	13.73%	25.00%

The market index annual return is based on the MSCI ACWI ex Tobacco Net Index (60% hedged to NZD). Additional information about the market index is available on the offer register at disclose-register.companiesoffice.govt.nz. Index disclaimers can be found on the AMP website at amp.co.nz/indexdisclaimers.

Annual return graph¹



This shows the return after fund charges and tax for each of the last 10 years ending 31 March. The last bar shows the average annual return for the last 10 years, up to 30 September 2021.

Important: This does not tell you how the fund will perform in the future.

Returns in this update are after tax at the highest prescribed investor rate (PIR) of tax for an individual New Zealand resident. Your tax may be lower.

What fees are investors charged?

Investors in the AMP Capital International Shares (Growth) are charged fund charges. In the year to 30 September 2021 these were:

	% net asset value
Total fund charges (estimated)²	2.85%
Which are made up of -	
Total management and administration charges (estimated)	2.85%
Including -	
Manager's basic fee (estimated) ³	2.80%
Other management and administration charges (estimated) ⁴	0.05%
Total performance-based fees	0.00%
Other charges	Dollar amount per investor or description of how charge is calculated

NIL

Investors may also be charged individual action fees for specific actions or decisions (for example, for withdrawing from or switching funds). Small differences in fees and charges can have a big impact on your investment over the long term.

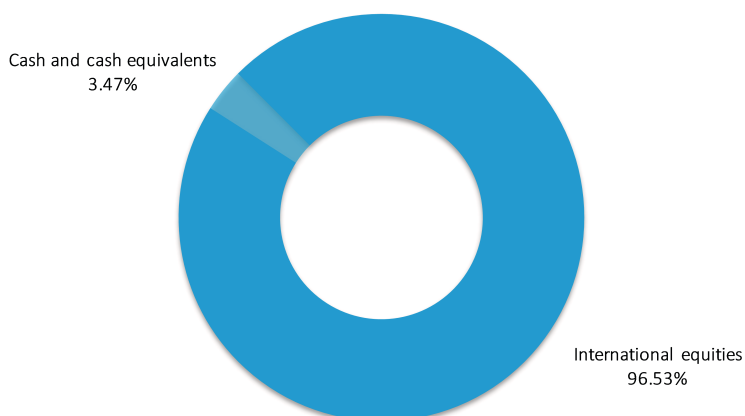
Example of how this applies to an investor

Craig had \$10,000 in the fund at the start of the year and did not make any further contributions. At the end of the year, Craig received a return after fund charges were deducted of \$860.00 (that is 8.60% of his initial \$10,000). Craig also paid \$0.00 in other charges. This gives Craig a total return after tax of \$860.00 for the year.

What does the fund invest in?

Actual investment mix⁵

This shows the types of assets that the fund invests in.



Target investment mix

This shows the mix of assets that the fund generally intends to invest in.

Asset Type	Allocation
Cash and cash equivalents	0.00%
New Zealand fixed interest	0.00%
International fixed interest	0.00%
Australasian equities	0.00%
International equities	100.00%
Listed property	0.00%
Unlisted property	0.00%
Commodities	0.00%
Other	0.00%

Top 10 investments⁵

Name	Percentage of fund net assets	Asset Type	Country	Credit rating (if applicable)
1 Alphabet Inc (Class C)	7.17%	International equities	United States	N/A
2 AstraZeneca PLC	4.87%	International equities	United Kingdom	N/A
3 Microsoft Corp	4.78%	International equities	United States	N/A
4 Facebook Inc	4.75%	International equities	United States	N/A
5 UnitedHealth Group Inc	4.50%	International equities	United States	N/A
6 Charter Communications Inc	4.42%	International equities	United States	N/A
7 NVIDIA Corp	4.37%	International equities	United States	N/A
8 Target Corp	4.29%	International equities	United States	N/A
9 Visa Inc	2.98%	International equities	United States	N/A
10 Morgan Stanley	2.79%	International equities	United States	N/A

The top 10 investments make up 44.92% of the fund.

Currency hedging

The fund will (or will invest in underlying funds that will) hedge generally 60% of foreign currency exposure back to New Zealand dollars. The underlying fund in which the International Shares (Growth) Fund invests in is unhedged.

Key personnel

This shows the directors and employees who have the most influence on the investment decisions of the fund.

Name	Current position	Time in current position	Other current position	Time in other current position
Timothy Pritchard	Investment Committee Member	2 years and 6 months	General Counsel, AMP Wealth Management New Zealand	3 years and 4 months
Jeffery Darren Ruscoe	Investment Committee Member	2 years and 6 months	Chief Client Officer, AMP Wealth Management New Zealand	2 years and 6 months
Blair Robert Vernon	Investment Committee Member	10 years and 3 months	Chief Executive, AMP Wealth Management New Zealand	2 years and 9 months
Mark David Ennis	Investment Committee Member	1 year and 2 months	Managing Director, AdviceFirst Limited	1 year and 7 months

Further information

You can also obtain this information and some additional information from the offer register at disclose-register.companiesoffice.govt.nz.

Notes

- 1 On 12 July 2021, AMP Wealth Management New Zealand Limited (AMPWM) took over from AMP Capital Investors (New Zealand) Limited (AMP Capital) as the underlying fund manager for this Fund and commenced transition of the Fund to AMPWM's new investment approach (for more information see amp.co.nz/transforming-amp). The transition completed during the quarter to 30 September 2021 and, with effect from completion of the transition, BlackRock Investment Management (Australia) Limited (BlackRock) commenced providing investment management services to AMPWM for its wholesale funds. The fund performance in the table shows fund performance which relates to both AMPWM (with support from BlackRock) and AMP Capital.
- 2 The total fund charges are inclusive of any applicable GST.
- 3 The Manager's basic fee has been estimated using the maximum amount payable by an investor. Lower fees may apply to investors depending on when they joined, whether their account is locked-in and if they negotiated an ongoing fee with their Adviser. To find out what fees are applicable to you, please contact your Adviser.
- 4 The other management and administration charges include estimates of underlying fund charges provided by underlying fund managers. The balance dates of the underlying fund(s) do not align with the balance date of the fund. To estimate the charges, AMP includes the underlying fund charges as at the relevant underlying fund(s) balance date, adjusted (where required) to reflect any material changes advised to AMP by the relevant underlying manager as having occurred during the intervening period.
- 5 The actual investment mix and top ten investments have been calculated excluding cash and cash equivalents held for operational purposes.

Phone 0800 808 801
Email investments@amp.co.nz
Web amp.co.nz

Follow Us On



Want to know more?

For more information about the Scheme, please visit amp.co.nz, contact us on 0800 808 801 or talk to your Adviser today.